



[www.fortumaxtraders.com](http://www.fortumaxtraders.com)

# PRODUCT CATALOGUE



# PRODUCT CATALOGUE



www.fortumaxtraders.com



## **AXKWIK® Knock Out(Spray)**

***Imiprothrin + Cypermethrin***

Axkwik Knock Out (Spray) is composed with a power packed formula which works like a magic on cockroaches. With just a few shots of spray, even the hidden cockroaches gets killed.

### **Guideline**

## **How to use**

Keep "Axkwik Knock (Spray)" upright while spraying.

For quick results – Spray directly on cockroaches and other insects.

"Deep reach spray" will help kill the hidden insects, cockroaches fast.

Spray at the hidden areas in kitchens, under sinks, crevices & corners, under sofa, bed, fridge etc. wherever cockroaches and other insects exists.

# PRODUCT CATALOGUE



[www.fortumaxtraders.com](http://www.fortumaxtraders.com)



## **AXKWIK® Shot (Spray)**

### ***Delta + Methrin***

Axkwik Shot (Spray) is a superior formulation that works as a Multi – Insect Killer for killing mosquitoes, flying and crawling insects. Mosquitoes flying around your home can cause skin irritation and transmit various diseases such as Dengue, Malaria, Chicken guniya etc. Its highly recommended to use Axkwik Shot (Spray) for a "Insect Free Home"

#### **Guideline**

### **How to use**

Keep "Axkwik Can" upright while spraying.

For quick results – Spray directly on targeted pests and insects.

Spray at the hidden areas in kitchens, under sinks, crevices & corners, under sofa, bed, fridge etc.

Recommended to spray uniformly in every room for getting a fast relief from mosquitoes.

# PRODUCT CATALOGUE



[www.fortumaxtraders.com](http://www.fortumaxtraders.com)



**AXKWIK®**

## Bed Bug Eliminator Spray

It's a novel Herbal product for the control of bed bugs in furniture, sucking ticks and fleas found in pets and cattle. Axkwik Bug Eliminator literally eliminates these without harming the environment and its end users.

### Guideline

## How to use

For bed bugs it can be sprayed directly wherever it is seen like bed, cupboard, cot, chairs, etc.

Spray on to every crevice and folds

Recommended to use at night 1 hour before going to bed.

For better results, spray every alternate day for two weeks.

For the control of ticks and fleas on pets – Spray directly on the pets body and use shampoo for bathing after an hour and it can be repeated twice in a week.



# RODEER™

*The trusted and guaranteed Rat Killer*



# PRODUCT CATALOGUE



www.fortumaxtraders.com



**AXKWIK®**

## Cockroach Gel Tube

*Fipronil 0.05 % Gel*

Axkwik Cockroach gel is an effective odorless solution for controlling German and American cockroaches. It is very useful in residential and commercial places where it sometimes makes havoc. This molecule will eliminate them fast and in quick time.

Cockroaches become carriers if it comes in contact with food items and spread diseases like Typhoid and Diarrhea etc.

### Guideline

## How to use

Apply 4-5 dots in an interval of 1 sq meter wherever cockroaches exist, for e.g – in kitchens, bathroom, offices, restaurants, godown's etc.

Repeat the process every alternate month in order to have effective results.

# PRODUCT CATALOGUE



**AXKWIK®**

## Cypermethrin Dust

### Cypermethrin 0.25% DP

Axkwik Dusting Powder is a fine and ready to use powder containing Cypermethrin 0.25 % DP. It delivers amazing results in controlling insects / pests seen in agriculture fields as well as on crawling insects.

#### Guideline

### How to use

Sprinkle the dust where pests are seen.

When the target pest comes in contact with the powder, they will die in a short time.



# PRODUCT CATALOGUE



[www.fortumaxtraders.com](http://www.fortumaxtraders.com)



## AXKWIK® Fly Out

Axkwik fly out is an extremely successful formula that delivers an effective control of flies in your premises. The bait attracts flies towards it and then knock them down quickly controlling the infestation. Houseflies are a common recurring menace. They are filled with bacteria because they feed on garbage and this is transmitted to all surfaces of your home. They also land on your food items which leads to harmful diseases.

### Guideline

## How to use

Mix 15 gms of powder in 1 litre of water and spray / sprinkle in the areas wherever the flies are seen / resting, on an interval of 1 sq meter wherever cockroaches exists, for e.g – in kitchens, bathroom, offices, restaurants, godown's etc.

Repeat the process whenever flies are seen again



# AXKWIK<sup>TM</sup>

*Sharp Weapon against all Pests*



# PRODUCT CATALOGUE



www.fortumaxtraders.com



**AXKWIK®**

## Lizard Repellent Spray

Axkwik Lizard Repellent is a purely herbal extract made from natural oils. It is non-toxic and safe to use, these natural ingredients are such that it will not stain the walls or surfaces where it is sprayed.

Lizards are the common household pests found in houses, offices and Restaurant and in many other locations. It eats fruits and edible items if kept exposed. Normally Lizards are noticed near luminous objects like bulb, tube lights, etc. and they hide in small crevices which become difficult to control.

### Guideline

## How to use

Shake well the bottle before use.

Spray the liquid on the surfaces where lizards are seen.

Can be sprayed on the surfaces continuously for one week wherever lizards are to be seen on walls, inside your house, kitchen sinks, toilet, bathroom sinks, etc.

Lizards will repel and will not visit the sprayed area for few weeks. Repeat the spraying if the lizards are spotted again.

Re-application is suggested every alternate month depending upon lizard nuisance.



# PRODUCT CATALOGUE



[www.fortumaxtraders.com](http://www.fortumaxtraders.com)



## **AXKWIK® Termishoot**

Axkwik Termishoot is a specialized formulation to control and kill all types of termites found in homes and furniture. This is a ready to use solution containing Chlorpyrifos 2 % to destroy all the pests found in wood and furniture.

### **Guideline**

## **How to use**

Can be sprayed or brushed directly on plywood's timber etc.  
Wherever pests / termites are to be seen.

# PRODUCT CATALOGUE



www.fortumaxtraders.com



## RODEER® Rat Eliminator

### *2% Zinc Phosphide RB*

Rodeer 2% RB – Wheat Granules coated with Zinc Phosphide is a ready to use bait for killing rats instantly.

#### Guideline

### How to use

Identify the area where the rats are active using the pre baiting method.

Put the bait in a shallow container and sprinkle 2 drops of any cooking oil, so as to attract rats towards it.

When rats consume the bait, the chemical zinc phosphide present in it reacts with the acid in its stomach and releases phosphine gas and kills the rat.

Dispose off the left over bait properly by burying it.

For rat burrows, make a cone with paper, fill it with bait and put it in the open mouth of the burrow. Rats mostly die immediately inside the burrows after consuming it.


Should be kept away from children and pets.



# PRODUCT CATALOGUE



www.fortumaxtraders.com



## RODEER® Granule Bait

***Bromadiolone 0.005 %***

Rodeer Granule Bait is a readymade pest control chemical formulation used exclusively for killing all types of rodents.

### Guideline

## How to use

For using Granule Bait in field condition

Close all rodent burrows in and around the field in the evening.

The next day, check for any re-opened burrows and place one paper cone of Rodeer Granule Bait in each of these re-opened burrows.

After 15 days, inspect the area to see if any of these burrows have re-opened, to prevent damage caused by rats migrating from adjoining crop fields, place bait stations at 10-15 meters around the field.

For best results, while applying the bait, blend with any preferred vegetable/cooking oil.

# PRODUCT CATALOGUE



[www.fortumaxtraders.com](http://www.fortumaxtraders.com)



## RODEER® Rat Control Paste

Rodeer Rat Paste is available in a flexi-tube, its comfortable and easy to use in agriculture fields and houses. The flavor of the paste is so appealing to the rats that they get attracted faster than any other rodenticides available in the market. Rats consume the paste and die in 2-3 hours.

### Guideline

## How to use

Pre baiting is recommended to get the best results.

Apply Rodeer Rat paste ( spread it thinly ) on the food bait.

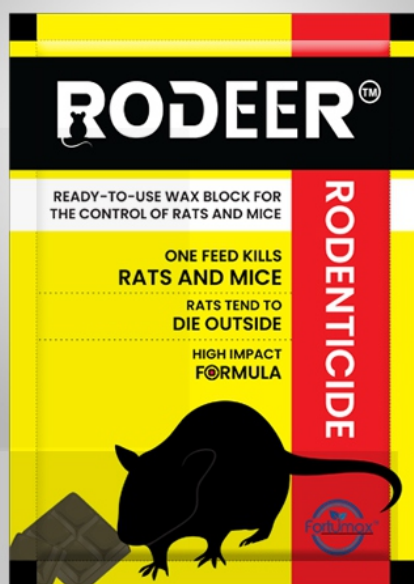
Rats will eat the bait and die outdoors.

Dispose off the dead rats and the left over bait away from the reach of children and pets.

# PRODUCT CATALOGUE



www.fortumaxtraders.com



## RODEER® Rat Cake

### *Bromadiolone 0.005 % Ready Bait Cake*

One feed kills Rats and Mice

It's a single dose anti-coagulant Rat Cake. It controls field and household rats, when consumed it causes hemorrhage in the blood system and will die outdoors in 3-5 days.

#### Guideline

### How to use

Identify the areas where rats are active using the pre baiting method.


Place the cake blocks in the burrows or at places frequented by rodents.

Use a hand glove while placing the wax block in the infested areas to prevent the human smell.

# PRODUCT CATALOGUE



www.fortumaxtraders.com



## RODEER® Rat Glue Trap

Rodeer Glue Trap is a flat piece of board with a specially formulated sticky glue that can be placed against floors and walls where rodents tend to travel. The strength of the glue is such that it will last longer and will give a strong hold on the rodent preventing their escape.

It's an easy and non toxic method to trap rats physically without any mess in houses, offices, restaurants, hospitals, cinema halls, godowns, factories etc.

### Guideline

## How to use

Identify the area of activity through pre baiting.

Place the opened trap along its path as Rats tend to travel straight and fast along the walls unless something obstructs them.

By placing some edible food bait at the center of the board it can act as a lure to attract rats to get trapped instantly.

The rats will run onto it and get stuck.

Next day the traps can be disposed off along with the rats.

If someone wish to release the rats outside the premises, it can be done by pouring some vegetable oil on the glue.



# PRODUCT CATALOGUE



www.fortumaxtraders.com



## RODEER® Rat Glue Trap

Rodeer Glue Trap is a flat piece of board with a specially formulated sticky glue that can be placed against floors and walls where rodents tend to travel. The strength of the glue is such that it will last longer and will give a strong hold on the rodent preventing their escape.

It's an easy and non toxic method to trap rats physically without any mess in houses, offices, restaurants, hospitals, cinema halls, godowns, factories etc.

### Guideline

## How to use

Identify the area of activity through pre baiting.

Place the opened trap along its path as Rats tend to travel straight and fast along the walls unless something obstructs them.

By placing some edible food bait at the center of the board it can act as a lure to attract rats to get trapped instantly.

The rats will run onto it and get stuck.

Next day the traps can be disposed off along with the rats.

If someone wish to release the rats outside the premises, it can be done by pouring some vegetable oil on the glue.

# PRODUCT CATALOGUE



[www.fortumaxtraders.com](http://www.fortumaxtraders.com)



**AXKWIK®**

## Lines – Cypermethrin Chalk

Axkwik chalk is very effective and is one of the superior quality meant to draw lines wherever cockroaches, ants & other crawling insects are to be seen. It kills cockroaches and all insects which comes in contact with these drawn lines.

Guideline

### How to use

Draw a line on the floor or on any surface wherever cockroaches & crawling insects exist.

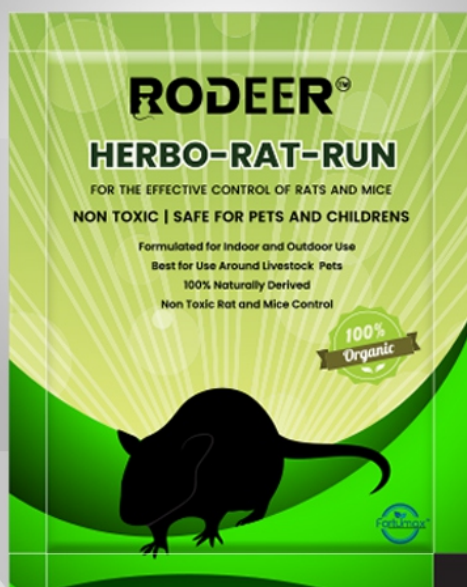
The insects which comes in contact will get killed immediately

Draw the lines whenever again next time any insects are to be seen

# PRODUCT CATALOGUE



www.fortumaxtraders.com



**RODEER®**

## Herbo Rat Run

*Safe and trusted by Rodent Technicians*

It contains no poisonous chemical and is based on ground maize combined with wheat and sweet molasses attractant. Rodeer Natural Rat kill is effective among rodent populations that are completely resistant to conventional anti-coagulants

### Guideline

## How to use

It is available in 100 gms pack

Break the block and use each block of bait at areas frequented by rats at a distance of 6 feet. For heavy infestation reduce the distance to 4 feet.

Rats get attracted towards the bait and consume it as their daily food source

After ingestion dehydration commences causing blood thickening & circulatory collapse

Rodents become lethargic and retreat to their burrows where they lapse into coma and die



**RODEER<sup>TM</sup> AXKWI<sup>TM</sup>**

**Fortumax Traders Pvt. Ltd.**

H No. 890/8, Gala No. 8, Ground Floor, Near Center Point Hotel, Kailash  
Complex Purna Village, Bhiwandi, Thane 421302, Maharashtra, INDIA



+91 92070 63999 | [fortumaxtraders@gmail.com](mailto:fortumaxtraders@gmail.com) | [www.fortumaxtraders.com](http://www.fortumaxtraders.com)